

NextMeter Outdoor

Ultrasonic Meter with NextCentury Connect™ Wireless



The ultrasonic [NextMeter Outdoor \(NM5-0\)](#) combines advanced solid-state measurement technology with the NextConnect wireless platform, giving users the flexibility to customize their solution as their needs change.

Next Ultrasonic Technology

The NextMeter combines advanced ultrasonic technology with the industry's leading AMR solution in a simple, user-friendly design, ensuring seamless deployment while delivering significant savings on installation costs.

NextMeter's ultrasonic technology precisely detects even the smallest flows and maintains exceptional accuracy across all flow rates. With no moving parts to degrade, this reliability and precision are sustained throughout the meter's entire lifespan.

Flexible Communications

The NextConnect wireless solution equips all meter endpoints with 5G LTE cellular communication, enabling direct meter reading within coverage areas. Additional built-in wireless technologies offer redundancy and scalability, enabling fixed-network, walk-by, and drive-by reading options.

Durability

The NextMeter's solid-body design ensures exceptional strength and long-term, maintenance-free operation. Its seamless flow-body eliminates internal gaskets, a common failure point in traditional meters. Constructed with an advanced glass-reinforced polymer, it offers superior durability, resistance to deterioration, and safeguards against water contamination.

Key Benefits

- Multi-carrier 5G LTE-M cellular
- Extra large 10-digit LCD display for easy reading
- Drives revenue gains with maximum recapture rates
- Minimal head loss due to open flow-tube design
- Easily switch between walk-by, drive-by, fixed-network, and cellular reading technologies
- Real-time data and alerting
- NTEP Approved
- IP 68 rated for outdoor use
- Output for use with pulse or encoded end-points


Warranty

- 20-year warranty

Specifications & Installation Guide



Specifications



Applications

Models	Meter Size	Connection (NPSM)	Lay Length	Max Flow (GPM)
NM5-0 3/4"	5/8" x 3/4"	1"	7 1/2"	25
NM5-0 3/4"	3/4" x 3/4"	1"	7 1/2"	30
NM5-0 3/4"	3/4" Full*	1"	9"	30
NM5-0 1"	1" Full*	1.25"	10.75"	50

* Available with 1 1/2" extension coupling

Approvals

FCC ID: 2A8EC-NM50 (Pending) | IC: 28950-NM50 (Pending)

NSF/ANSI/CAN 61 & 372

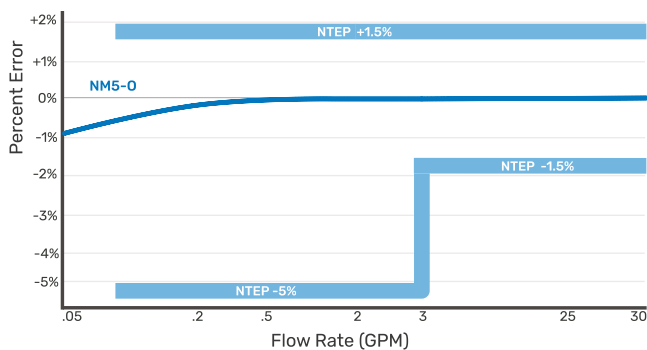
NTEP/CTEP Approval 23-055

Conforms to AWWA C715-18

Performance

Measures flow as low as .01 gpm and up to 30 gpm

Exceeds AWWA accuracy standards



Temperature

Accuracy tested up to 150° F | 66°C

Environment

Indoor or outdoor installation

Ambient Temp: 33°F to 140°F | 1°C to 60°C

Optimal Storage Temp: 0°F to 100°F | -18°C to 38°C

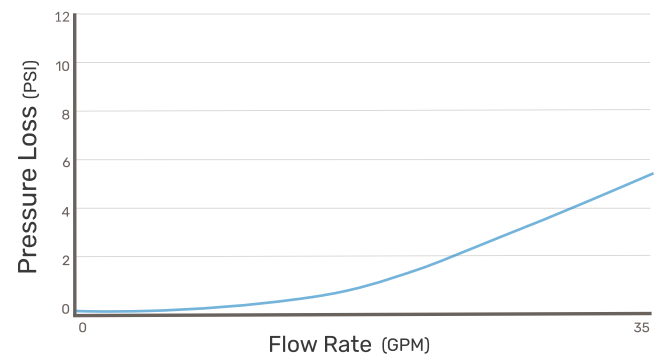
Outputs

Pulse and encoded output with accessory cable

Pressure

Up to 200 psi operating pressure

Minimal head loss: less than 2 psi at 15 gpm



Specifications & Installation Guide



Specifications (cont.)

Power

Typical 20+ year battery longevity


Communications

Multi-carrier 5G cellular with simple LTE-M
Built-in NextConnect radio 902-928 MHz wireless
Includes walk-by, drive-by, and fixed-network technologies

Data

Web and mobile app (Android & iOS)
API access to interval data
Hourly high-resolution meter read
Ambient and water temperature
Flow profiling with abnormal & reverse flow detection
Cloud-configurable alerts and notifications

LCD Display



The LCD displays a 10-digit meter read, as well as the current flow rate and unit of measure. The flow indicator wheel spins when any flow is detected. The following status icons will show when applicable:



The flow tube is dry



A burst pipe has been detected



Battery has less than 10 months remaining



Transmitting meter read data



Wired output, pulse is being sent



The meter is accepting a new configuration



Shows in place of the flow rate, count increments when meter configuration updated

Warranty

Next Meters warrants the NM5-0 to be free from defects under normal use for a period of 20 years from the date of manufacture.

For full warranty information, please refer to the Data Gathering System Warranty document.

docs.nextmeters.com/warranty

Due to continuous product improvement and the need to comply with evolving regulations, Next Meters reserves the right to modify product specifications without prior notice.

Contact

For additional information or assistance, please visit our Support Center or contact our Product Support Team:

support.nextmeters.com

(844) 538 8203

support@nextmeters.com

Specifications & Installation Guide



Installation

Qualifying Installations

The meter location must have sufficient finished clearance to facilitate reading, inspection, and eventual replacement of the meter or coupling gaskets.

Building plumbing engineering must comply with local building code and effectively prevent backflow through system design which may include backflow prevention check valves.

Design of plumbing system should include a shutoff valve upstream of the meter to facilitate future maintenance of the meter and other plumbing components.

Installation Instructions


Ensure that supply lines are in alignment. Do not rely on tightening the connection to pull pipes together or into alignment.

Before installation, ensure that the water line has been turned off and that the meter connection is the correct size. Use couplings when necessary.

The meter must be installed in the correct direction of flow. The flow direction arrows can be seen on both sides of the meter.



Place the meter in the meter setter. Tighten to no greater than 15 ft-lb of torque or as specified by the meter setter supplier.

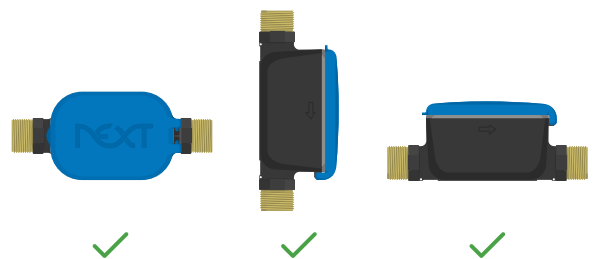


Inline Options

When electrical grounding of the water supply line is required, an approved bonding jumper should be installed.

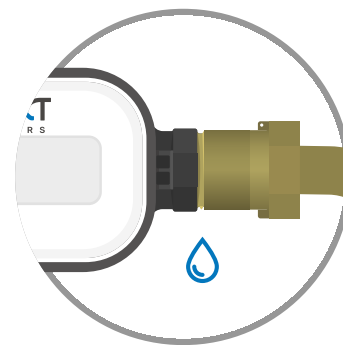
The NextMeter Outdoor can be installed horizontally or vertically.

Orient the register display facing the direction that will be most convenient for reading.



Pressurizing Line

The NextMeter will begin measuring flow once air has evacuated and water has completely filled the line.



After pressurizing, carefully inspect the connections for moisture to ensure a water-tight connection has been made.

Specifications & Installation Guide



Programming & Wireless Communication

Programming & Configuration

Programming is the process of associating the meter's serial number with the unit number and water utility type where it is installed.

To quickly program a large number of devices at once, you can use the CSV file uploader tool on the NextCity Web Portal. The web portal also offers a rapid programming interface to program additional devices later on.

The NextCity Mobile App is ideal for on-site programming, verification, and troubleshooting.




Location Setup

Using the web or mobile app, create the location of the installation by adding the street address. Then add the serial number of the equipment being installed.

Scan the Meter's Barcode

Using a the mobile app's built-in barcode scanner or an accessory barcode scanner, input the serial number of the meter.




Enter any location, pictures, or description information that will be useful for tracking and maintenance.

Wireless Communication

Open the cover of the NextMeter to initiate a two-way wireless check-in.

The meter's LED indicator will blink green two times verifying its connection to the Cloud.



If green blinks are not seen, connect a [Meter Out Antenna](#) or install a [NextLink Cellular Repeater](#) nearby.

The meter cover can be closed and opened again to retry. If green blinks are not seen after retrying, additional network equipment may be necessary.

Resident App



This service gives residents the ability to view meter data, analyze usage trends, and receive critical alerts on their mobile devices.

Enable the Leak Monitoring Service subscription for optional immediate alerting of sustained high-flow (burst pipe).

Once configured, alerts will automatically be sent via phone, text, and/or email to residents. Alert notifications are repeated until one of the contacts confirms the alert has been received.

Specifications & Installation Guide



Testing & Quality Assurance

Performance in Application

The NextMeter is engineered to perform far beyond these basic requirements. Its rated maximum pressure far exceeds standard water supply specifications. And should a water system become over-pressured, the engineered and tested burst pressure is several times this operating maximum, ensuring that the NextMeter is unlikely to be a point of failure, even in a plumbing system operating out of specification.

Pressure Endurance Testing

The NextMeter's advanced engineering and pressure endurance extends throughout its lifetime operation. This performance is verified using accelerated-life testing, in which the NextMeter is pressurized to 300 psi in cycles 100,000 times (see AWWA C715-18).

A typical single or multi-jet submeter will begin to leak or completely burst within an average of 15,000 pressure cycles. The NextMeter can endure over 100,000 pressure cycles, ensuring its operating integrity over its full service life.

Design & Material Specifications

The NextMeter boasts a unibody design that is incredibly strong and resilient for long term maintenance-free operation. This contiguous flow-body design eliminates internal gaskets which are often a point of early failure in conventional meter designs.

Advanced glass-reinforced polymer offers increased durability, resistance to deterioration, and protection against water contamination.

NSF Testing

The NSF testing is conducted to evaluate the quality and safety of the NM5-0 NextMeter in compliance with NSF standards. The test ensures that the meter is free from harmful contaminants and can operate efficiently without posing any health risks.

Contact Information

For additional information or assistance, please visit our Support Center or contact our Product Support Team:
support.nextmeters.com
(844) 538 8203
support@nextmeters.com



Television and Radio Interference Information

Television and Radio Interference

FCC Statement: This equipment has been tested and found to comply with the limits for a Class B digital device, pursuant to part 15 of the FCC Rules. These limits are designed to provide reasonable protection against harmful interference in a residential installation.

This equipment generates, uses and can radiate radio frequency energy and, if not installed and used in accordance with the instructions, may cause harmful interference to radio communications. However, there is no guarantee that interference will not occur in a particular installation.

If this equipment does cause harmful interference to radio or television reception, which can be determined by turning the equipment off and on, the user is encouraged to try to correct the interference by one or more of the following measures:

- Reorient or relocate the receiving antenna.
- Increase the separation between the equipment and receiver.
- Connect the equipment into an outlet on a circuit different from that to which the receiver is connected.
- Consult the dealer or an experienced radio/TV technician for help.

FCC Radiation Exposure Statement: This equipment complies with FCC radiation exposure limits set forth for an uncontrolled environment. This equipment should be installed and operated with minimum distance 40cm between the radiator and your body.

ISED Statement: This radio transmitter 28950-NM50 has been approved by ISED to operate with the antenna types listed below with the maximum permissible gain indicated. Antenna types not included in this list, having a gain greater than the maximum gain indicated for that type, are strictly prohibited for use with this device.

This device complies with Innovation, Science and Economic Development Canada's licence-exempt RSSs. Operation is subject to the following two conditions:

- (1) This device may not cause interference; and
- (2) This device must accept any interference, including interference that may cause undesired operation of the device.

ISED Radiation Exposure Statement: This equipment complies with the ISED RSS-102 radiation exposure limits set forth for an uncontrolled environment. This equipment should be installed and operated with a minimum distance of 40cm between the radiator and your body.

Television and Radio Interference (French)

Déclaration d'ISDE: Cet émetteur radio 28950-NM50 a été approuvé par ISDE pour fonctionner avec les types d'antennes énumérés ci-dessous, avec le gain maximal autorisé indiqué. Les types d'antennes non inclus dans cette liste, dont le gain est supérieur au gain maximal indiqué pour ce type, sont strictement interdits avec cet appareil.

Cet appareil est conforme aux CNR d'Innovation, Sciences et Développement économique Canada (Innovation, Sciences et Développement économique Canada) applicables aux appareils exemptés de licence. Son utilisation est soumise aux deux conditions suivantes:

- (1) Cet appareil ne doit pas causer d'interférences; et
- (2) Cet appareil doit tolérer toute interférence, y compris celles qui pourraient nuire à son bon fonctionnement.

Déclaration d'ISDE relative à l'exposition aux rayonnements: Cet équipement est conforme aux limites d'exposition aux rayonnements du CNR-102 d'ISDE, établies pour un environnement non contrôlé. Cet équipement doit être installé et utilisé en maintenant une distance minimale de 40 cm entre le radiateur et votre corps.